











## CONNECTOR TABLE

### PRYME STOCKS A WIDE RANGE OF CONNECTORS TO FIT MANY RADIO MODELS

Because PRYME has made it possible for our audio accessories to interface with so many radio models, we have many connectors at your disposal. To help clarify as to what part number should be ordered of any given accessory model, we offer you this handy guide. For a more detailed explanation, please see pages 4-5.

1. FIND THE CONNECTOR REQUIRED FOR YOUR RADIO
2. PICK YOUR ACCESSORY TYPE
3. PLACE YOUR ORDER - EASY AS 1-2-3!

Example: Motorola GP300 Series = X03 connector SPM-2100 Trooper speaker mic for Motorola CP200 radio - YOU ORDER: Model SPM-2103

MANUFACTURER	RADIO MODELS	ADAPTER	STYLE	CONNECTOR
<b>BAOFENG RETEVIS</b>	UV-5, BF-888 H-777		TWO-PIN	<b>X01</b> 
<b>BAOFENG</b>	BF A58, BF-9700		MULTI PIN	<b>X33</b> 
<b>BEARCOM</b>	BC-250D / BC-130 / BC-95		TWO-PIN	<b>X03</b> 
<b>BEARCOM</b>	BC-1000			<b>X30S</b> 
<b>EF JOHNSON</b>	51 SLES Series, 5100 Series 511X, 512X, 514X, 518X Ascend ES Series Viking VP600 Series	MOTOROLA BDN6676	ONE-PIN THREADED	<b>X13 (M6)</b> 
<b>EF JOHNSON</b>	51 SLES Series, 5100 Series 511X, 512X, 514X, 518X Ascend ES Series Viking VP600 and VP900 Series		MULTI-PIN	<b>X23 (M5)</b> 
<b>HARRIS</b>	P7100/7200, LPH/DPH		MULTI-PIN	<b>X27</b> 
<b>HARRIS</b>	P530, P5400, PD7100, P7400 Unity XG-15, XG-25, XG-75		MULTI-PIN	<b>X37 (MC3)</b> 
<b>HARRIS</b>	Unity XG-100P		MULTI-PIN	<b>X47 (MC4)</b> 
<b>HARRIS</b>	HDP100, HDP150 (Momentum)		MULTI-PIN	<b>X55 (H5)</b> 
<b>HARRIS</b>	HDP250 (Momentum)		MULTI-PIN	<b>H8</b> 