











# CONNECTOR TABLE

MANUFACTURER	RADIO MODELS	ADAPTER	STYLE	CONNECTOR
<b>NEXUS</b>	NEXUS Plug (4 conductor) Call for compatibility.		LARGE ONE-PIN	<b>NX4</b> 
				<b>NX5</b> 
<b>NEXUS</b>	NEXUS Plug (5 conductor) Call for compatibility.		LARGE ONE-PIN	<b>NX5</b> 
				<b>X01 (K1)</b> 
<b>RELM</b>	RPU416 RPU4200 RPU499 RPV4200 RPV516 RPV599X		TWO-PIN	<b>X01 (K1)</b> 
	RPU6500 RPV6500		TWO-PIN	<b>X03 (M1)</b> 
<b>RELM</b>	RPU3000A, RPU3600, RPU3600APLUS, RPU7500, RPV3000A, RPV3600APLUS, RPV7500, RPV7500	PA-MLN4455	TWO-PIN	<b>X03 (M1)</b> 
<b>RELM</b>	RPU3000A, RPU3600, RPU3600APLUS, RPU7500, RPV3000A, RPV3600, RPV3600APLUS, RPV7500		MULTI-PIN	<b>X43 (M3)</b> 
<b>SEPURA</b>	STP9000 Series		MULTI-PIN	<b>SP3</b> 
<b>SEPURA</b>	SRP2000/3000, SRH3500/3800 BOTTOM CONNECTOR		MULTI-PIN	<b>SP4</b> 
<b>TAIT</b>	TP8110. TP8115, TP8120, TP8135, TP8140, TP9300. TP9400		MULTI-PIN	<b>T8</b> 