

Support and Warranty

PRYME Radio Products warrants this product against defects in materials or workmanship for a period of one year from the date of retail purchase. PRYME will repair or replace a defective unit, at our option, without charge for parts or labor. The limited warranty is extended only to the original purchaser and is valid only to consumers in the United States and Canada. It does not cover damage or failure caused by or attributable to Acts of God, abuse, misuse, improper or abnormal usage, faulty installation, improper maintenance, lightning, or other incidences of excessive voltage, or any tampering or repairs by other than a PRYME authorized repair facility. It does not cover replacement of consumable parts, transportation costs, or damage in transit.

Repair or replacement under the terms of this warranty does not extend the terms of this warranty. This warranty can only be modified by an officer of PRYME Radio Products, and then only in writing. Should this product prove defective in workmanship or material, the consumer's sole remedies shall be such repair or replacement as provided by the terms of this warranty. Under no circumstances shall PRYME Radio Products be liable for any loss or damage, direct, consequential, or incidental, arising out of the use of or inability to use this product. Some states do not allow limitations on how long an implied warranty lasts or the exclusions or limitations of incidental or consequential damages, so the above limitations or exclusions may not apply to you. This warranty gives you specific legal rights. You may also have other rights, which may vary, from state to state.

For support or warranty service on your PRYME product, contact us at 1-800-666-2654 or visit us on the web at www.PRYME.com.

COPYRIGHT AND TRADEMARK INFO

© 2018 PRYME Radio Products, Brea CA. All rights reserved.

PRYME® is a trademark owned by PRYME Radio Products. All other product or service names are the property of their respective owners.

911 Mariner St., Brea, CA 92821
PH: 714.257.0300 FAX: 714.257.0600
TOLL FREE: 800.666.2654
WWW.PRYME.COM

PRYME®

PRYME®

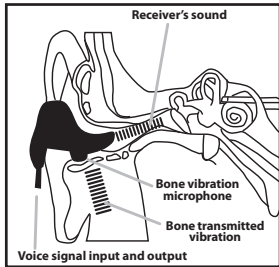

PRYME® NEP-BH Ear Bone Microphone User's Guide



Model No.: NEP-BH-xx
(xx = Radio connector number)
Version 1.00 June 2015

PRYME® is a trademark owned by PRYME Radio Products, Brea CA.
All other product or service names are the property of their respective owners.
© 2018 PRYME Radio Products, Brea CA. All Rights Reserved

Controls and Connection



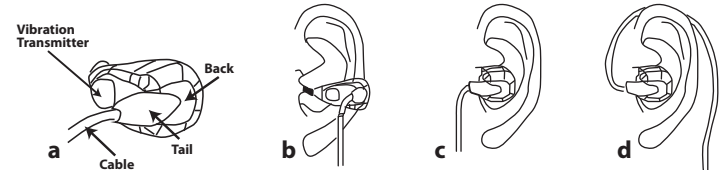
SPECIFICATIONS

Speaker	
Dimensions	Φ13mm*2.8mm
Impedance	32 Ohm±15% at 1000Hz
Rated input power	50mW
Maximum input power	0.1W
Sound Pressure Level	108±3dB at 1000Hz
Microphone	
Type	Piezoelectric Accelerometer
Impedance	<2.2-10VDC
Sensitivity	-31±5dB at 1000Hz(odB=1V/0.316G)
Operating Voltage	2.5-10VDC
Cable	
Cable Description	Plug cable: 3.2mm coiled Earphone cable: 2.3mm coiled wrapped with Kevlar
PTT	
PTT Dimensions	444 x 26 x 12 mm

Operation

How to use:

- 1) Turn the radio off whenever connecting or disconnecting the earphone.
- 2) Plug the connector into the radio firmly. When the earphone is connected, the internal speaker in the two-way radio will be disabled.
- 3) Clip the PTT to your clothing or any convenient location.
- 5) Insert the earpiece into your ear following the arrow. (b)
- 6) Adjust earpiece position slightly to make sure Vibration transmitter makes solid but comfortable contact with your ear channel. When worn correctly, the tail of earpiece should point forward. (c)
- 7) Loop the cable around your ear. (d)
- 8) Secure the cable to your shirt collar using the supplied clothing clip, directly below ear so that there is slight tension in the coiled cable and you are comfortable.
- 9) Turn the radio back on and adjust the volume to appropriate level.
- 10) Press and hold the PTT to transmit and release to receive.



EAR HOLDERS (Order separately)

Ear holders can be used with NEP-BH Earpiece for better comfort and fit.

DISPOSAL OF EARPHONE

Please do not dispose of electrical accessories with your household waste. In some countries or regions, collection systems have been set up to handle electrical waste and electronic items. Please contact your regional authorities for more details.