











CONNECTOR TABLE

MANUFACTURER	RADIO MODELS	ADAPTER	STYLE	CONNECTOR
NEXUS	NEXUS Plug (4 conductor) Call for compatibility.		LARGE ONE-PIN	NX4 
				NX5 
NEXUS	NEXUS Plug (5 conductor) Call for compatibility.		LARGE ONE-PIN	NX5 
				X01 (K1) 
RELM	RPU416 RPU4200 RPU499 RPV4200 RPV516 RPV599X		TWO-PIN	X01 (K1) 
	RPU6500 RPV6500		TWO-PIN	X03 (M1) 
RELM	RPU3000A, RPU3600, RPU3600APLUS, RPU7500, RPV3000A, RPV3600APLUS, RPV7500, RPV7500	PA-MLN4455	TWO-PIN	X03 (M1) 
RELM	RPU3000A, RPU3600, RPU3600APLUS, RPU7500, RPV3000A, RPV3600, RPV3600APLUS, RPV7500		MULTI-PIN	X43 (M3) 
SEPURA	STP9000 Series		MULTI-PIN	SP3 
SEPURA	SRP2000/3000, SRH3500/3800 BOTTOM CONNECTOR		MULTI-PIN	SP4 
TAIT	TP8110, TP8115, TP8120, TP8135, TP8140, TP9300, TP9400		MULTI-PIN	T8 