






PRYME® CONNECTOR TABLE

MANUFACTURER	RADIO MODELS	ADAPTER	STYLE	CONNECTOR	
MOTOROLA	UPDATED FOR DIGITAL MODELS AXU4100, AXV5100, BPR40, CLS1110, CLS1410, CLS1413, CLS1450C, CLS1453C, CP100, CP150, CP185, CP200, CP200D, CP88, CT125, CT150, CT250, CT450, CT450LS, DTR, DTR410, DTR550, DTR650, GP200, GP2000, GP300, GP308, GP68, GP88, GTI, GTX, LTS2000, P040, P080, P110, P1225, P1225LS, P200, P2000, PR400, RDK, RDU, RDU2020, RDU2080D, RDU4100, RDU4160D, RDV, RDV2020, RDV2080D, RDV5100, SP10, SP21, SP50, VL50, XTN, XTN446, XTN500, XTN600, XU1100, XU2100, XU2600, XV1100, XV2100, XV2600		TWO-PIN	x03 (M1)	
	GP900, GP9000, HT1000, MT1500, MT2000, MTS2000, MTX8000, MTX838, MTX900, MTX9000, MTX960, MTXLS, PRI500, X1500, XTS1500, XTS2000, XTS2500, XTS3000, XTS3500, XTS5000, GP1200	PRYME PA-BDN6676 or MOTOROLA BDN6676	ONE-PIN THREADED	x13 (M6)	
	GP900, GP9000, HT1000, MT1500, MT2000, MTS2000, MTX8000, MTX838, MTX900, MTX9000, MTX960, MTXLS, PRI500, X1500, XTS1500, XTS2000, XTS2500, XTS3000, XTS3500, XTS5000, GP1200		MULTI-PIN	x23 (M5)	
	CBPRO, GP1280, GP140, GP320, GP328, GP329, GP338, GP339, GP340, GP360, GP380, GP640, GP650, GP680, GP960, HT1250, HT1250LS, HT1550, HT1550XLS, HT750, JT1000, MTX8250, MTX8250LS, MTX850, MTX850LS, MTX9250, MTX950, PR860, PRO5150, PRO5350, PRO5450, PRO5550, PRO5750, PRO7150, PRO7350, PRO7450, PRO7550, PRO7750, PRO9150, PTX700, PTX760, PTX780		MULTI-PIN	x33 (M2)	
	EX500, EX600, EX600XLS, GL2000, GP328 PLUS, GP338, PLUS, GP344, GP388, PRO5151 Elite, EX560		MULTI-PIN	x43 (M3)	
	EM1000, FR50, FR60, FV300, FV300R, FV700R, FV750R, MH230R, MJ270R, MR350R, MR355R, SPIRITGT, SPIRITGT.Plus, SX600R, SX900R, T270, T280, T289, T5100, T5200, T5300, T5320, T5400, T5410, T5420, T5500, T5600, T5620, T5700, T5710, T5720, T5800, T5820, T5920, T5950, T6200, T6210, T6220, T6250, T6300, T6320, T6400, T6500, T7200, T7400, T8500, T8550, T9500XLR, T9550XLR, T9580R, T9680R, T9750R, TalkAbout		ONE-PIN	x63 (M8)	
	Turbo APX1000, APX4000, APX6000, and APX7000 Series XPR6300, XPR6500, XPR6550, XPR6100, XPR6350, XPR6580, XPR7550, XPR7580, DP3400		MULTI-PIN	x83 (M11)	
	CLP Series		ONE-PIN	M7	
	MotoTRBO SL7550 and SL300 Series, T-100		ONE-PIN	M8	
	MotoTRBO XPR 3300/3500 Series, E-Series		MULTI-PIN	M11	
NEXUS	NEXUS Plug (4 conductor) Call for compatibility.		LARGE ONE-PIN	NX4 	
NEXUS	NEXUS Plug (5 conductor) Call for compatibility.		LARGE ONE-PIN	NX5 	

CONNECTOR TABLE